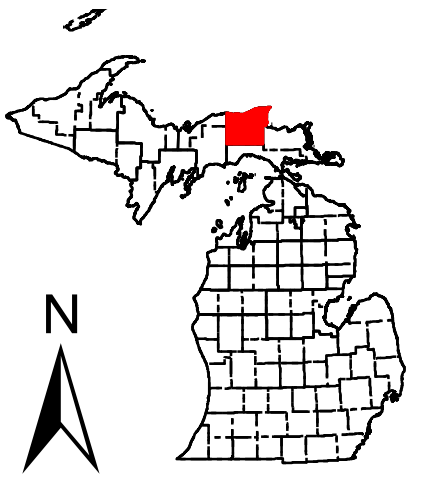
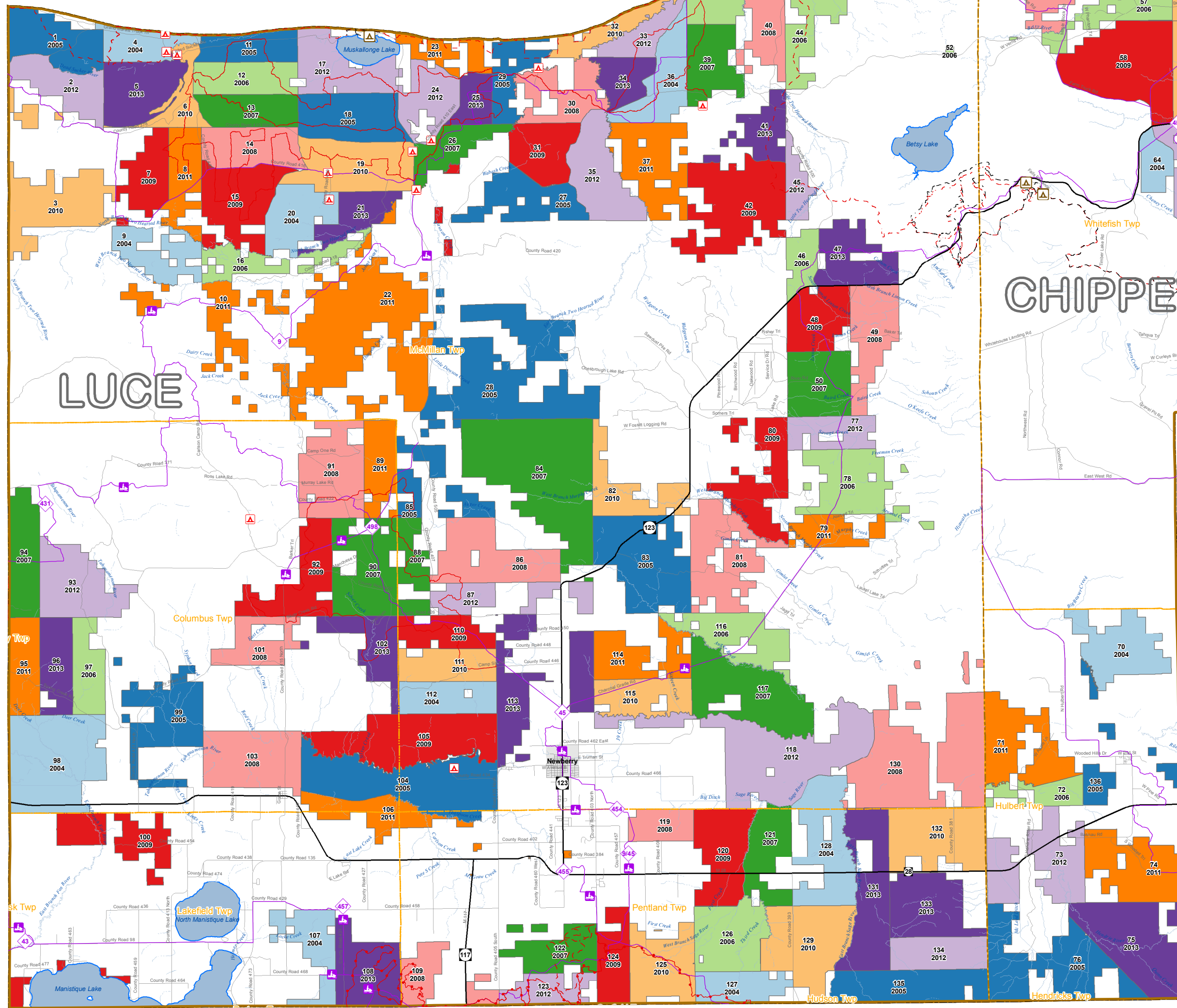
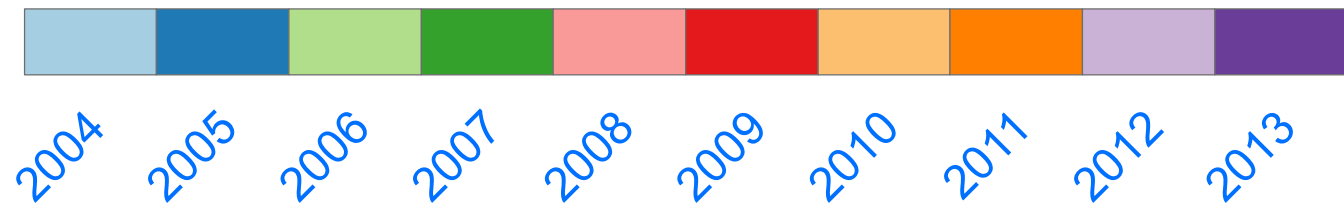


Newberry Management Unit State Forest Compartments by Year of Entry



(Click on Year to Display a List of Individual Maps)

YearOfEntry



- State Forest Campgrounds
- State Park Campground
- Highway
- Roads
- Parks Designated Trails
- Hiking, Ski, Snowshoe, Horse & Bicycle Trails
- Motorcycle (SOS License)
- Motorcycle (DNR License)
- ORV Route
- ATV Trail
- Designated Snowmobile Trails
- National Park Service Trails
- Counties
- Townships
- Lakes and Rivers Large

58 = 2010
 ----- = -----
 Compartment Number Year of Entry

Year of Entry (YOE) represents the fiscal year treatments will be initiated. Treatment decisions are made approximately 1-2 years before the Year of Entry. Example: For a 2010 YOE compartment, a treatment decision is made in the calendar year of 2008.

